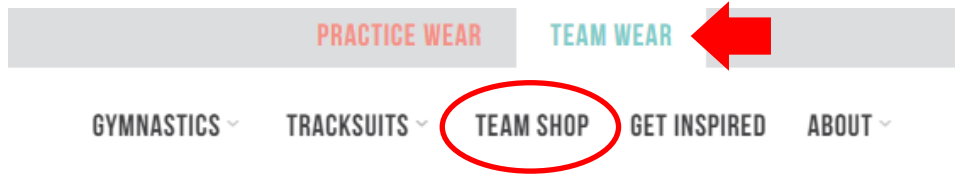


Step 1: Visit www.sylviap.com.au/team-wear and click the TEAM SHOP button on the TEAM WEAR menu.



Step 2: Read the instructions and click START HERE.



Step 3: Either Create a Personal Account or Log-in to your Account.

CUSTOMER LOGIN

REGISTERED CUSTOMERS

If you have an account, sign in with your email address.

Email

Password

[Sign In](#) [Forgot Your Password?](#)

NEW CUSTOMERS


Creating an account has many benefits: check out faster, keep more than one address, track orders and more.

[Create an Account](#)

Step 4: On the "Account Info and Add Team Page", enter your Team User Name and Password. Then click ADD TEAM to verify information and then click SAVE to add to your account.

Add Team to your account.

Please enter Team Username and Password below. This information will be provided to you by your Club or Association. Click ADD TEAM to verify information and then SAVE to add to your account. Once saved, click the Team Shop button on the Team Wear menu.

 Team Username

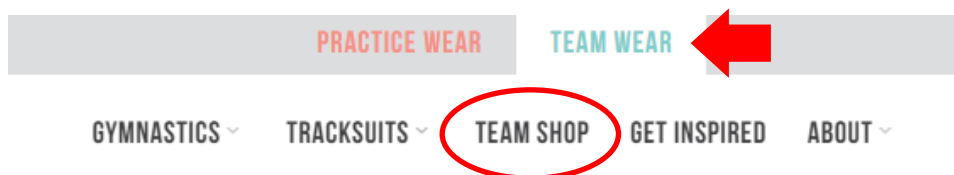
Team Password

[Add Team](#)

North West Gymnastics [Remove](#)

[Save](#) [Go back](#)

Step 5: Once your team has been verified, once again click the TEAM SHOP button on the TEAM WEAR menu to view your teams apparel. For future purchases, simply log-in to your account and click the TEAM SHOP button and you teams apparel will be visible.



HAVING TROUBLE?

Having trouble with setting up your Team Shop? Please don't hesitate to contact Sylvia P. Simply phone 07 3390 2902 during business hours Monday to Friday and we will be happy to help.